

ANGELICA

Collezione Divani



Gli schienali confortevoli sono completati da poggiatesta reclinabili che assicurano il completo confort. La funzione letto è molto pratica, infatti un facile movimento consente di far ruotare lo schienale e la seduta senza dover spostare i cuscini. Il posto terminale è dotato di un pratico relax elettrico.

CARATTERISTICHE

- **RIVESTIMENTO**
Pelle Spessorata o Tessuto Lux
- **PIEDE**
PVC nero
- **NUMERO SEDUTE**
Versione 3 posti a 2 sedute
- **STRUTTURA**
Legno multistrato
- **POGGIATESTA**
Regolabile manualmente

IMBOTTITURE

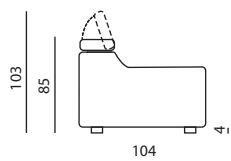
- **SEDUTA**
35s Confort
- **SCHIENALE**
21n Confort
- **POGGIATESTA**
21n Confort
- **MATERASSO**
30s Confort - h14

OPZIONI

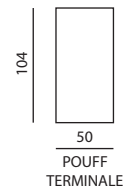
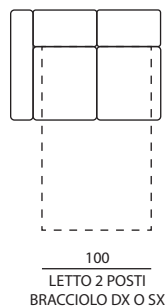
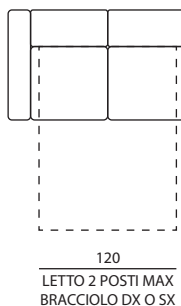
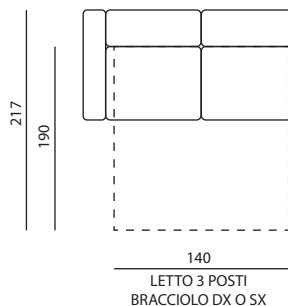
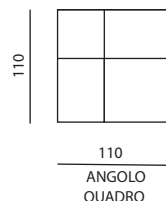
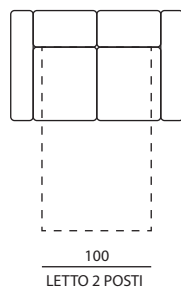
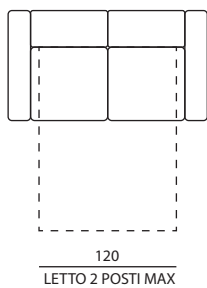
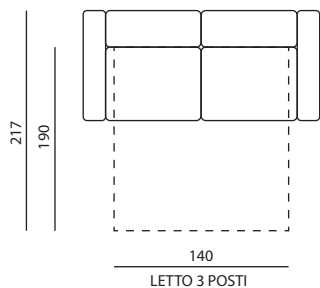
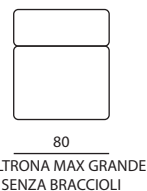
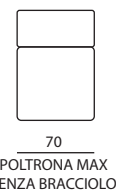
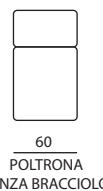
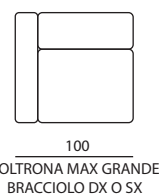
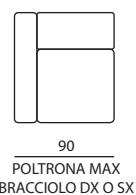
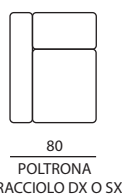
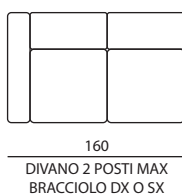
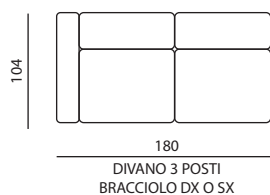
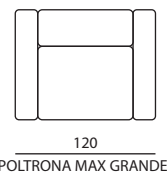
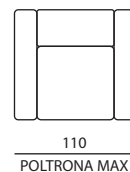
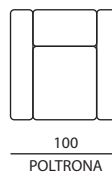
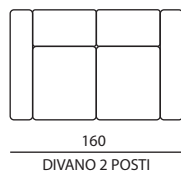
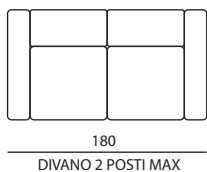
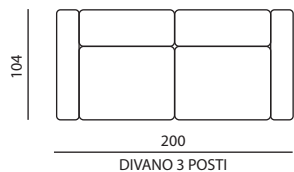
- **VERSIONI MODULARI**
Sì
- **MECCANISMO RELAX**
Elettrico
- **VERSIONI LETTO**
Rete elettrosaldata

Modello ANGELICA | Versioni disponibili

Misure espresse in centimetri.
Possibilità di richiedere i fuori misura.



ALTEZZA SEDUTA - 47
PROFONDITA' SEDUTA - 54



Tutte le poltrone sono disponibili in versione relax con profondità aperta di 161 cm.